



FDNY Community Risk Assessment

Manhattan Community Board 5

MIDTOWN, FLATIRON & UNION SQUARE



What is the risk of a residential building fire?

197

Residential structural
fires per 100,000
people

NYC: 231

5.1

Civilian residential fire
injuries per 100,000
people

NYC: 8.8

9.2%

Percentage of residential
structural fires reaching
all hands or greater

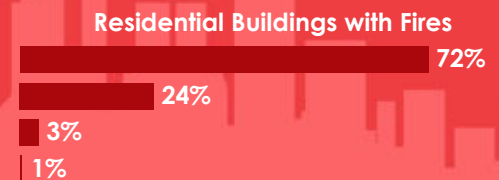
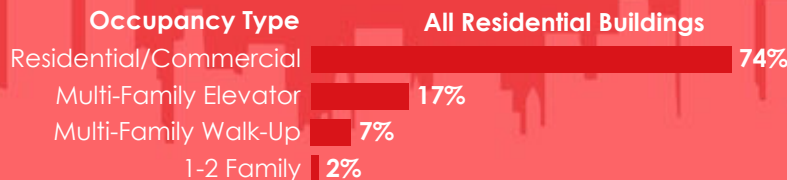
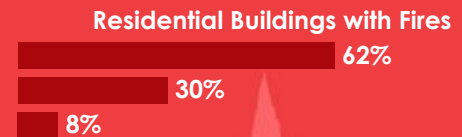
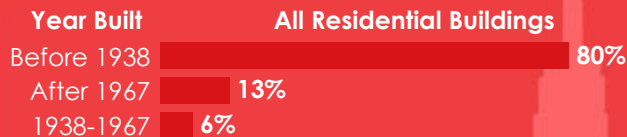
NYC: 7.8%

1.0%

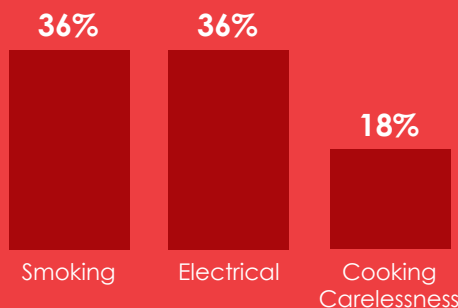
Percentage of fires resulting
in residents displaced and
housed by the Red Cross

NYC: 4.6%

In what types of buildings do residential fires occur?



What are the top three causes of accidental residential fires?



How many lives have been lost to residential fires?



What about lithium ion battery fires?



FDNY Community Risk Assessment

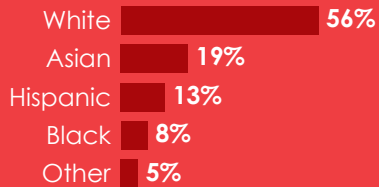
MN05: MIDTOWN, FLATIRON & UNION SQUARE

Who lives in the neighborhood?

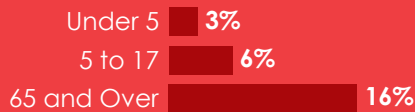
58,789
residents

31,085
housing units

Race/Ethnicity



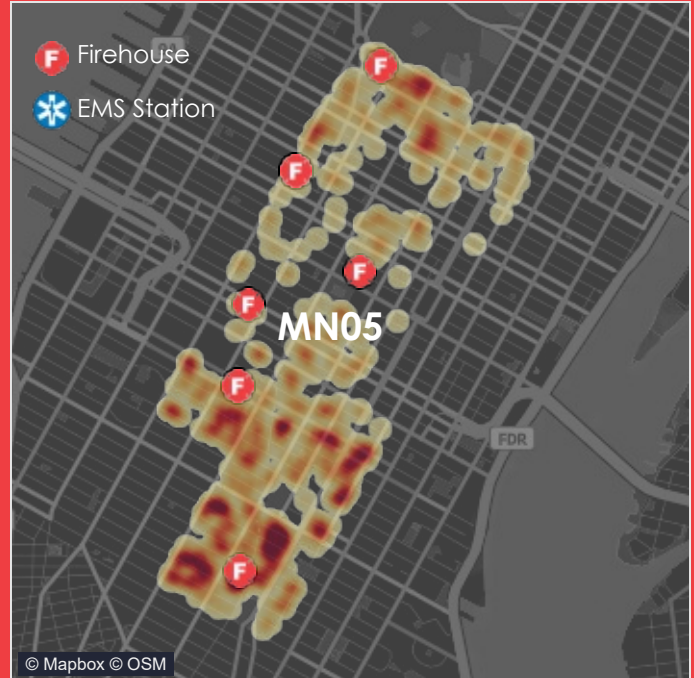
Age



Social and Economic Indicators

- 12%** Live in poverty (17% NYC)
- 3%** Live legally in crowded conditions (9% NYC)
- 38%** Are overburdened by the cost of rent (49% NYC)
- 9%** Live with a disability (12% NYC)
- 5%** Speak limited English (23% NYC)
(most speak Spanish or Chinese instead)

Where is the highest risk for residential building fire?



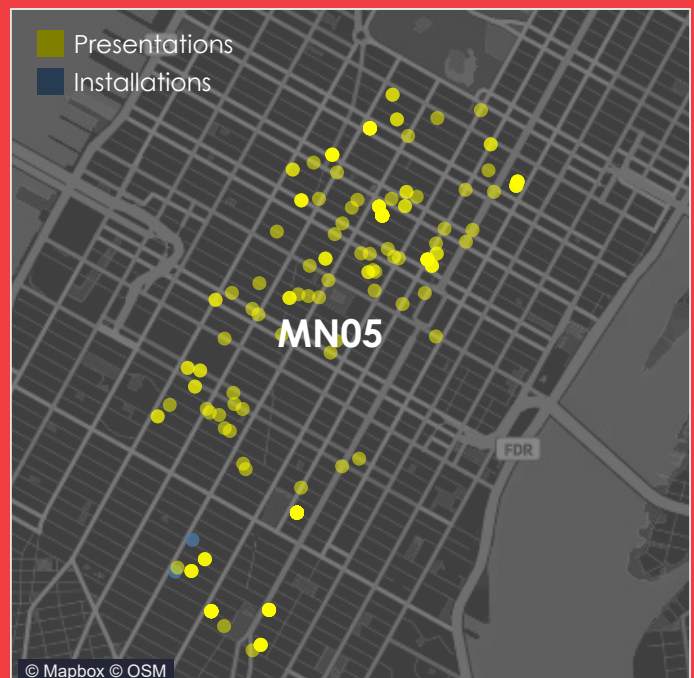
What has the FDNY done to reduce the impact of fire in MN05?

The FDNY gave **257** Fire Safety Education Presentations over the past five years at a variety of locations



4 free smoke alarms in **2** households were installed over the past five years through a partnership with the FDNY Foundation and the American Red Cross

Fire Safety Education Presentations and Smoke Alarm Installations



Sources: FDNY Data Warehouse 2020–2024; American Red Cross 2020–2024; U.S. Census Bureau, Census 2020 and American Community Survey 2023 5-Year Estimates.

For more information visit <https://www1.nyc.gov/fdny>